



[Close Window](#)

## Fixed-Base Routers



2.25 HP Fixed-Base Electronic Router

Model 1617EVS

- ✦ Most powerful in its class
- ✦ Variable speed dial, soft-start and Constant-Response™ Circuitry
- ✦ Now includes RA1161 Fixed-Base with system for adjusting bit height from above a router table!

**BUY IT NOW FROM:**



## Features

- ✦ 2.25HP/ 12 AMP Motor 8,000-25,000 RPM
- ✦ Variable speed dial For matching speed to workpiece and task
- ✦ Coarse and microfine bit depth adjustment system with resettable depth indicator For fast, precise depth adjustment
- ✦ Tool-free templet guide adapter For fast and easy templet guide changes
- ✦ Large 3-3/4" base opening plus 2" subbase opening Accepts large bits
- ✦ Exclusive Precision Centering Design centers bit precisely Makes it easy to keep bit on intended cutline when using jigs, templets, dovetail fixtures and similar guidance devices
- ✦ Right or left switch location For user preference and consistency (motor does not rotate during depth adjustment)
- ✦ Classic hardwood handles For comfort and beauty
- ✦ One-piece armature shaft For accuracy and long bit shank capacity
- ✦ Soft start Reduces start-up torque
- ✦ Constant Response™ Circuitry Maintains constant speed under load, provides overload protection
- ✦ Base has threaded holes for mounting to router table positioned in Bosch 4-hole pattern and common 3-hole pattern.
- ✦ Now includes RA1161 Fixed-Base with system for adjusting bit height from above a router table!
- ✦ Double insulated
- ✦ Power Switch - Now includes dust-sealed power switch

Includes:

- 1/4" S. R. Collet Chuck -- 2 610 906 283
- 1/2" S. R. Collet chuck -- 2 610 906 284
- 16mm Shaft Wrench -- 2 610 991 388
- Collet Nut Wrench -- 2 610 992 417
- Tool-Free Templet Guide Adapter -- 2 610 991 370
- Chip Shield -- 2 610 991 389
- 10 ft. flexible rubber cord
- Fixed Base -- RA1161
- T-Handle Hex Height Adjustment Wrench -- 2610923193

## Specifications

|                    |  |
|--------------------|--|
| Model Number       | 1617EVS  |
| Amperage           | 12   |
| Max. Motor HP      | 2.25   |
| Collet Capacity    | 1/4", 3/8", 1/2", 8mm                                |
| No Load RPM        | 8,000 - 25,000                                       |
| Base Diameter      | 6"   |
| Base Opening       | 3-3/4"   |
| Weight (lbs.)      | 7.7  |
| Rating             | 120V   |
| Engineering Number | 0601617761   |
| Cord Length (ft.)  | 10   |
| Subbase Opening    | 2"   |
| Used on Model No.  | RA1171, RA1180, RA1181, RA1182, RA1200 Router Tables |
| Category           | Routers  |
| Assembled In       | USA  |

## Accessories

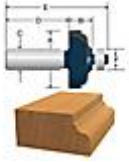
### Featured Accessories



Carbide Tipped Rabbeting Bits



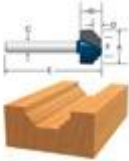
Carbide Tipped Roundover Bits



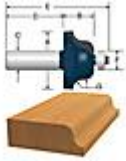
Carbide Tipped Ogee Bits with Fillet



Carbide Tipped Double Flute Straight Bits



Carbide Tipped Traditional Bits



Carbide Tipped Roman Ogee Bits

## Optional Attachments

### Featured Attachments



Router Inlay Kit



2-Hood Dust Extraction Kit



Deluxe Router Guide



Benchtop Router Table



Portable Router Table

©2006 Bosch Tool Corporation. All rights reserved.